

# Hickory NC Trout Unlimited February 2020 Newsletter



Visit us on Facebook at [Hickory NC Trout Unlimited Chapter 032](#)

## A LINE FROM THE PRESIDENT

As you know last month we had a Reel Fun Time party to start off our new year with Trout Unlimited and I would like to say that I think that the event was a good success. We took reservations for 42 people. We had quite a few people there and had really great gifts and prizes. We gave away an awesome Orvis reel and a \$100 gift card from Casters Fly Shop. I just want to say thank you, Dave Hise, for donating the \$100 gift card. Our February meeting continues with this push to pique your interest in our programs and to get better acquainted with our members.

This month we are featuring a program on Euro Nymphing with Brandon Harrison a local guide that teaches this new technique. We're going to try to learn something new from the younger generation. As my dad would say it "let's teach an old dog new tricks".

Because we want you there and because we are pulling out the stops to get you there..... this month at the regular meeting we are giving away a 10 ft 3 wt Orvis Recon nymphing rod. I have this rod and I love this rod. Everyone attending gets 1 free ticket to win this rod, but if you want more chances you can buy some. How cool is that! Somebody is going home with a new rod for just showing up. It could be you!!

Remember if you're coming and want the buffet please email me your RSVP and we'll be expecting you. I hope to see you there!!

The tug is the drug,  
Jackie Greene

There were a couple events that took place at our Reel Fun Time party that are worthy of note:



Lynn Marilla was recognized for her receiving the Distinguished Service: Veterans Service Award at the October annual national meeting of Trout Unlimited. As most of you know, Lynn is the director of the Eagle Rock Camp program. Eagle Rock Camp is unique in providing services to not just the Veteran, but to the Veteran's family. They have worked with several families that were on the verge of break up and have an unbelievable 93% success rate in preserving the family. We all wish to congratulate and thank Lynn for the service she is providing to our military families. The next retreat is in April and you are invited to join with us in sharing fly fishing with the attendees. Details are later in this newsletter.



The next item of note is the door prize for the party. The rules were a little different in that the reel and the \$100 gift certificate were to be awarded to the "last man standing" or the last name to be drawn rather than the first. With two names left to go, President Jackie gave a little twist to the rules. Joel Miller and Dee Warren were given the choice of a final drawing for the person who received both gifts or if they could negotiate an agreement they would each receive one of the prizes. Dee commented that since she didn't fly fish she would be happy to just take the gift certificate. Joel who does fish was more than happy to agree to the deal and won the Orvis reel.

## FEBRUARY MEETING

**WHEN:** Tuesday, February 18

5:30 PM \$12 Buffet (Includes Tip)

6:30 PM Program

**WHERE:** Market on Main Cellar

**PROGRAM:** Euro Nymphing Techniques

**SPEAKERS:** Brandon Harrison

**RSVP:** [HKYNCTU@gmail.com](mailto:HKYNCTU@gmail.com)

Located at 332 1<sup>st</sup> Ave SW. Free parking across the street.

Brandon Harrison is a local guide and Euro Nymphing instructor. He will be discussing the techniques on how to be successful at it. Everyone attending will receive a ticket for the drawing of a 3 wt. 10' Orvis Recon fly rod and will also have the opportunity to buy additional tickets for the drawing.

## QUOTE OF THE MONTH

*"The only fisherman you should try to be better than is the fisherman that you were yesterday".....Unknown*

*Editor's note: Brandon will be making his presentation on Euro Nymphing techniques, so to prepare you for the presentation this newsletter is being written to introduce you to what Euro Nymphing is and give you a bit of information and some recommended flies. As you'll see, this technique uses a different style rod and rigging to help you make sure you are fishing on the bottom of the river and*

You are receiving this newsletter either as a member or prospective member of the Hickory NC Chapter 032 of Trout Unlimited. If you do not wish to receive this newsletter, please respond by email to [HkyNCTU@gmail.com](mailto:HkyNCTU@gmail.com) and let us know.

providing you with the ability to “See and Feel” what is happening below the water. We’ll also discuss some winter flies for nymphing and since you’re on the bottom more a hook style to help avoid snags.

## ORVIS FLY FISHING WHAT IS EUROPEAN-STYLE NYMPHING?

Like every sport, fly fishing has its innovations. Right now, one of the biggest—and the most productive—is a technique called European Style Nymphing.

Fly fisherman in Czechoslovakia, Poland, and France perfected Euro-nymphing and competitive fly anglers adopted their tactics to win tournament after tournament around the globe. As other fisherman discovered just how productive Euro-nymphing is, this technique showed up online and invaded North America. Today, magazines are filled with articles about Euro-nymphing and companies are building special rods for it.

So, what is European Style Nymphing? And why should you try it out the next time you hit the water?

Simple. Because Euro-nymphing is absolutely the best way to get to know a river in the most intimate of ways. It’s also incredibly effective at breaking down sections of river and allowing you to fish every inch of it. When you’re a Euro-nymphing expert, you’ll notice the small differences on a river’s bottom and, best of all, you’ll hook far, far more fish.

### THE RIGHT ROD

For Euro-style nymphing, anglers prefer rods in the 9’-11’ range built to toss 2-4WT lines. These days, many rod companies build rods like these. They’re all characterized by thick butt sections and fine, ultra-responsive mid and tip sections.

As you can imagine, these Euro rods will not lay down 60 feet of line like a superfast, 9’ dry fly rod. But that’s OK. With Euro-nymphing, the “cast” is more of an upstream lobe, and these rods are perfect for it. Also, these rods are unparalleled when it comes to feeling the bottom and giving you the sensitivity you need for drift control and feeling the subtlest strikes.

### FOLLOWING THEIR LEAD

By definition, fly fishing uses the weight of the line to cast a fly. But with Euro-nymphing, that’s not always the case. Instead, Euro-anglers use the heft of their nymph (usually weighted) to propel the fly to the target. To make this easy to do, they use long leaders made up in different ways.

- **Czech-style setups:** Fly line then 6’–12’ of clear, #15 mono, a 16” section of multi-color sighter as an indicator, and 4’–8’ of level fluorocarbon tippet in 1x to 4x to the fly.
- **French-style setups:** Fly line then 9’ of 0x tapered leader, a section of curly-q sighter acting as indicator, and 4’–6’ of 4x to 5x fluorocarbon tippet to fly.

Both these setups use a long section of colored monofilament as an indicator. Unlike standard indicator nymphing, this mono is not used to show strikes. Instead, Euro-anglers use it to gauge the fly’s depth. This way, they can

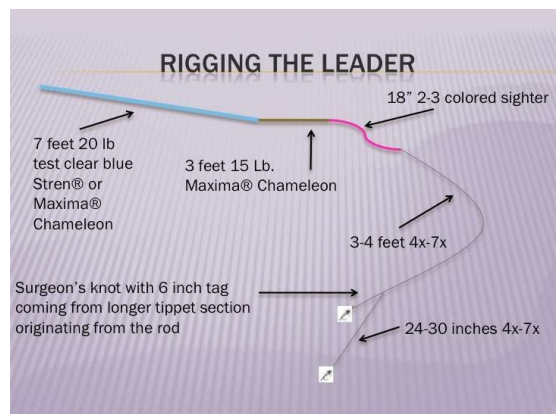
be sure their nymph is in continuous contact with the bottom of the river.

If you buy a Euro-style rod, rig it up one of these ways, and practice Euro-style nymphing techniques, you’ll notice right away how the hard ticks of rocks your fly encounters through a drift differ from the soft pull of a trout mouthing the fly.

Since your casts are really just lobs, and most drifts are right in front of you and only run as far as your rod reaches, you’ll also notice you aren’t using your fly line much. That’s why some Euro-nymphers don’t use fly lines at all.

Instead, they just use a 20’-30’ thin monofilament leader. A setup like this gives them incredible sensitivity. Not only can they feel strikes in the rod tip, but they can also hold the “leader” in their hand near the handle and pick up on subtle bumps of nudges in the drift.

BTW: Before you gear up with a Euro-rig and hit your favorite river, check your local regulations. Not all states allow Euro-style nymph setups on fly-fishing-only waters.



=====

## Tight Lines & Road Kill

### On Top or on the Bottom?

Everybody has his or her preference. Much of this month’s newsletter is devoted to nymphing, specifically Euro nymphing, the hot new approach to what most of us have simply called high sticking for years. I don’t know what there is about using a long leader without much taper, holding your rod high, letting an ugly weighted fly that you can’t see drift near the bottom of a pool, and waiting for the colored butt



section of the leader to twitch that's special enough to be named for a continent, but that's what's happened.

To my mind, the more basic question is whether we should do any kind of nymphing at all, European, Asian, Antarctic, whatever! Yes, I know 80-90% of a trout's diet comes from protein chunks that swim, crawl, or go bump in the night below the surface. I know that a nymph angler, at least on some days, will catch more fish than a skilled dry-fly angler. You'll also catch more trout on worms! Or maybe it's like catching 5 bass versus just one indescribably gorgeous golden trout.

Oh, and I'm not stupid! In January when the water is 38 degrees, you'll see me chucking lead and waiting for the indicator to twitch, knowing I'll have to bump the fish in the nose to have any chance at all of putting something in my net.

So, why do we partake of this sport at all? If your answer is to catch fish, lots of fish, there's nothing at all wrong with that. Pack lots of nymphs and strike indicators, and by all means keep score, just like the guys who say, "I don't count but I caught 23 today!"

My reason is for the beauty and the challenge of the sport. I'm a dry-fly fisherman! I fished with worms and my grandmother's special vanilla "mush" as a kid. Catching fish that way was great fun – when I was 12.

Beauty. Hold up a size 8 stonefly nymph and a size 18 parachute sulfur. Unless you're into dungeons, torture, and dark Gothic art, I know which you'll pick. Is there anything more beautiful than a gossamer 30-foot cast that floats delicately down to the surface without the slightest ripple?

Challenge. Compare these two scenarios: 1. Lob a rig with an orange plastic "bobber," a big chunk of fake lead, and two ugly flies with unworldly appendages into the water with a loud plop. Watch for the bright plastic ball to do anything suspicious, lift the rod, and manhandle a fish to the net in 20 seconds on 3x tippet you couldn't break unless you really, really horsed it. 2. After closely watching a stretch of water, see a nose barely break a calm surface to take a small natural bug off the water. See it again. Place a size 18 dry fly with a delicate 30-foot cast 15 inches upstream from the rise. Watch carefully as the fly slowly drifts to the spot. See that same nose appear and slowly sip the fly. Gently set the hook and see your line bolt to midstream. Deftly play the fish for fear of breaking the 6x tippet for the next five minutes before sliding a 20+ incher into your net with a well bent rod held high overhead.

I'll happily relinquish ten of scenario #1 to get one of scenario #2. I'm a dry-fly fisherman!

by Joel Miller

---

## SIGHT AND FEEL

By **Domenick Swentosky**  
On January 15, 2020

As an angler, we want to know where the fly is, and we want control over its path. That's what we strive for. That's what makes us effective.

But on the river, acquisition of these desires is fleeting. The water works against us. Currents grab the line and force the fly on an unintended course — in the wrong direction and down a different seam. Poor light angles and water clarity take away sight of the leader or fly. And mixed currents fight against us, removing direct contact, control and strike detection.

But these are worst-case scenarios. And with a toolbox of tactics, a good fly fisher can work with any weather or river conditions to know where the fly is and know how it's drifting. With a good plan and proficiency with our gear, we dictate the course of the fly. And it only requires a couple things . . .

### Two of Five

See, hear, touch, taste, smell. Our five human senses define the way we exist in the world. And the complete angler uses all these senses to experience a day on the water.

The sounds of mixed pocket water, deep inside a limestone canyon, bordered by towering hemlocks and shaded ferns are what I dream of. Late at night, when my mind won't stop churning over the troubles or intricacies of life and let me sleep, I imagine myself waist deep in the river. I hear the constant rumble of a rolling river mixed with the sporadic clap of falling waves over wet mossy rocks. I smell the complexity of limestone waters mixed with earth, the clean aroma of evergreens and the herbal scent of those unfolding ferns. These sounds and smells, so familiar and present, are there for my imagination at any moment. With closed eyes, I need not elaborate with mental pictures. The creations of scent and sound in these dreams form the necessary peace to sleep — calmly. And moments later, I'm waking to daylight, rested and open to a new day.

While all five senses blend together into the rich, unmatched experience of fishing through woods and water, only two are necessary for catching trout — sight and feel. These two senses combine to tell us a story about each drift. Some of our tactics require both, while others require just



one. But take away both sight and feel, and the angler is lost.  
Photo by Bill Dell

### Why We All Love Top Water

The rolled wood duck tips of Hendrickson wings bounce over a riffle, cantering gently to the side and reflecting sunlight in a spray of angles. The dead drift is flawless, and time separates into slow motion. Then a golden-brown freight

train charges from the undercut of shadows. Is anything more perfectly rewarding than this moment?

*Maybe.*

How about stripping a visible streamer in the top column and watching that same wild trout charge the fly? The suspense manufactured from a great cast mixes with the adrenaline of a top-tier trout attacking the fly, and we *feel* the take as we see it. For many, the visible streamer eat matches or surpasses the excitement of the surface take on a dry.

The dry fly scenario uses sight alone to track the fly. The s-curves, lending enough slack for the dead drift, put us out of touch on purpose. But the streamer scenario has all the same visual elements of watching the Hendrickson, with the added sense of touch — of contact with the fly.

Both are highly rewarding experiences — addictive, even. And this kind of pleasure is a good reason why fishing dry flies and streamers are arguably the most preferred methods of modern fly fishing.

### **These Things and the Other Things**

So then, fishing dries is a pure, visual experience. And stripping a streamer off the undercut, shadowy bank is both visual and tactile. We feel the jarring hit, the killing blow of a predator trout. And if the fly is high enough in the column, we see it too.

Sight and touch, I would argue, are the favored senses. Most of us would choose these over all others, if forced to a decision. So it's no wonder that we gravitate to tactics that reward and challenge these senses — dries and streamers.

*But what of nymphs?*

### **Underneath**

Nymphing is most often done blind. We rarely see the nymph or watch the trout take. Worse yet, with many of the most common nymphing systems, we're removed from any sense of feel. The standard bobber/indicator method uses line mends to keep the bobber drifting "naturally." These mends introduce slack into a system that already suffers from a loss of contact. And most nymphing anglers struggle to understand where the fly is, in relation to the indicator. (Indicator fishing can be done with contact throughout, but tight line to the indicator styles are still largely underused.)


So when anglers show an aversion to nymphing styles, this is why. Without sight of the nymph and without feel — without contact — we have little sense for where the fly is. We can guess, but guessing isn't very rewarding. Is it?

Fishing without a good sense of sight or feel deprives the angler of what is most enjoyable — control over the outcome.

Thus, the growing popularity of tight line styles and contact fishing systems is explained. Contact is feel. And good feel for flies under the water is just as rewarding as good sight for flies above the water (almost).

Contact systems are as old as fishing itself. Tie a hook and line to any bait, add weight for the cast, and get it to the river bottom. Then drift it, waiting for the occasional tick, tick, tick on rocks or the thud of a trout intercepting the squirming bait. Now take that up a notch. Bring it forward a few decades

or centuries. Back it up with high end graphite composites. Add an advanced understanding of river hydraulics and the strike zone, and you have good tight line nymphing. The way modern nymphing is performed, with a trained eye on the



sighter (or an indy in a tight line system) is a harmonious concert of contact and sight. Using our senses of vision and touch, these nymphing styles are blended with a good dose of imagination and focus to take the fly to a trout.

Is all of that as enjoyable as watching the dry fly take at the surface, or feeling and seeing the kill shot of a predator trout assaulting our streamer? Probably not. But nymphing with contact has its own rewards.



**READ:** Troutbitten | The Mono Rig

### **Senses**

Kicking through thin, crusty snow on fallen oak leaves sounds like winter. And the winter wind cuts through leafless trees with a low whistle rather than a flutter. The sounds of the forest are forever.

Likewise, the scent of a frozen winter wood is barren. The decay and decomposition of dying trees, leaves and animals of all forms is suspended, leaving a clean pallet. The faint fragrance of hemlock hangs in the air and stays with you. Even the next day, unpacking your gear, the scent of the evergreens trails from your clothes and recalls the river hours of a day past.

Neither sense is required for fishing, but our memories are built from these scents and sounds.

The tangible experience is what connects us — What we touch, what we cast, how we set the hook, and how we hold a trout. And the vision of it all is where these moments and memories begin.


### ADVICE FROM THE VISE

Welcome to February's Advice for the Vise. Staying with the theme of Euro Nymphing, this month we will tie one of the mainstay patterns, the Perdigon. The Perdigon design hails from Spain and literally means pellet. The front end of these is the business end using a tungsten bead to get the fly down in the feeding zone quickly and the jug type hook keeps it bouncing along minimizing snags. I was first introduced to the pattern at a competition several years ago, and have to admit, it outperformed a lot of traditional nymph patterns. Using the sighter leader in that style has definitely improved the catch rate, especially on those days where the fishing feels hard.

Tying this on a #14 Barbless competition jig hook. The bead is a slotted tungsten 3.3 8mm painted olive bead. Using white thread, the tail is 6-8 Coc de Leon fibers "pardo" meaning barred, and an extra small size silver wire rib. Micro fibbits can be used for tailing, but using the noble Spanish rooster feels proper to me. The body wrap is body quill, which is a synthetic somewhat translucent wrap, and a fluorescent orange hot spot. We finish the fly with a coat of UV resin, and that gives it a "pop" with the body quill material and durability.



Start the thread and tie in the tail fibers leaving a hook shank's length off the bend. Tie in the rib to the bend of the hook and smooth the body down. Counter clockwise spin of your thread will let it lie the flattest for a smooth underbody.





Whip finish the white thread and start the body quill wrapping down to the bend then back up building a slight taper to the body. Once the body is complete and with the body quill at the bead, wrap the wire spaced out to get 4-6 wraps. Secure the wire with a couple wraps of body quill and whip finish.

Start the hotspot thread, with two wraps, trim off the tag and whip finish with 5 turns to create the hotspot.





I'm using a brush on UV product, but regardless of the product, once you apply it, use your bodkin to spread it evenly and cure it using your UV light.



It's a pretty straightforward fly to tie, and this has been a productive pattern for me. Perdigos can be tied in a never ending variety of colors and body materials while maintaining the the "pellet" profile.

I'd love to hear your feedback and I'm always happy to answer any and all questions, give a lesson, or just talk fly fishing. Don't hesitate to contact me at [jacobsforkflytying@gmail.com](mailto:jacobsforkflytying@gmail.com) or check out some of my current ties on Facebook and InstaGram at Jacobs Fork Fly Tying.

Dave Everhart

## Orvis News

### Video: Top Five Flies for January 2020, Euro-Nymphing Edition

Author [Phil Monahan](#) Posted on [January 8, 2020](#) Categories [Fly Fishing](#)

In this month's "Top 5" video from [Trouts Fly Fishing](#) in Denver, Ivan Orsic and Russell Miller—Fly Fishing Team USA competitive angler and Director of Marketing at Umpqua—talk tight-line nymphing and fly choice. There's also some cool footage from a day catching trout in Cheeseman Canyon.

For more info on how to cast and fish these patterns with Euro-nymphing techniques, check out this helpful post: [Video: A Master Class in Euro-Nymphing](#).

#### 1. [Mop Fly](#) (tan, size 8)



#### 2. [Rainbow Warrior](#) (size 16)



#### 3. [Tungsten](#)

#### [Zebra Midge](#) (Black, size 18)



#### 4. [Two-Bit](#)

#### [Hooker](#) (pink, size 16)



## 5. Tungsten Juju Baetis (purple, size 20)



### FLY-FISHERMAN JIG HOOKS FOR BEAD HEADS

Charlie Craven - May 29, 2015



Jig hooks help your fly swim hook point up, and avoid snagging the bottom or dulling the hook point.

### "Lead the bull by the nose" with the Iron Lotus nymph

Some new techniques and materials come onto the fly-tying scene with a bang, and others just materialize slowly over time, becoming more and more common until one day you look at something and say "Where the heck did that come from, and why didn't I notice it earlier?"

Using jig hooks for flies has been around for a long time now, but there has certainly been a surge in their popularity in just the past few years. It seems this is one more thing the rest of us borrowed from the international competitive fly-fishing crowd, where beadhead flies with jig hooks have been trophy winners for quite a number of years.

There are a number of manufacturers with jig hooks for trout including Tiemco, Umpqua, Hanak, Partridge, Dohiku, and Knapek to name a few. With the hook eye situated on an upright, in-line position in relation to the hook shank, with angles varying from 60 to 90 degrees, most of these modern jig hooks are barbless, with long points to accommodate the regulations of international competition. Many of these hooks are finished in a sexy black nickel finish and all have ridiculously sharp needle points. They are as deadly as they look.

Given the upright front end of the shank, jig hooks also require specifically designed, slotted beads to accommodate this shape. Most are tungsten in gold, black, copper, and silver, as well as smooth and faceted finishes.

When I think of competitive fishing and flies tied on jig hooks, one Western angler immediately jumps to my mind and that is Utah's own Lance Egan. Lance is a longstanding member of Team USA and one of our country's few medal winners in international competition. He's also the host of the Fly Fisherman instructional DVD series Nymphing Foundations and Expert Tactics ([flyfisherman.com/store](http://flyfisherman.com/store)). He's also a signature tier for Umpqua Feather Merchants, and because of that, his flies haven't just impacted the competitive circuit, they have impacted the fly-tying minds of every fly fisher who browses through a fly shop.

Lance is an incredibly humble guy in a world where he has every right to brag. A self-described fly-fishing junkie, Lance never passes up a chance to learn a new technique or hone his skills on any given piece of water, and his track record in competition speaks to this.

With this in mind, I called Lance to get his insights and thoughts on the jig hooks we're seeing today, and his answers were thoughtful and clearly practiced. Lance explained that one of the most obvious advantages of jig hooks is that they ride hook point up, and resist snagging on the bottom, a consideration of large importance for competitive anglers. Losing flies costs precious time in competitions, so anything that can keep you fishing and not re-rigging is a big advantage. Lance went on though, to explain that the biggest advantage of jig nymphs is that they reliably hook the fish right in the tip of the snout, rather than in the bottom jaw or side of the mouth. He says this is a better spot for barbless hooks, because it better allows you to direct and lead the fish and quickly land them, "like a bull with a nose ring."

I can't say that I ever thought of that particular advantage on my own, but once Lance brought it up, a string of memories flashed through my brain and you know . . . he's right. I would have guessed that the long, barbless points of these competition hooks simply penetrated deeper and held better than conventional hooks, but after considering Lance's view, I'd have to agree. The corner of the jaw is secure, but with a big fish in particular, it leaves a lot of fight in the fish because the trout can turn its head and use the current to its advantage.

Lance ties his patterns with tungsten beads and typically weights them with lead wire as well to keep them tight to the bottom. His Frenchie and Iron Lotus patterns are both on jig hooks so I asked him to expound a bit on their designs. While the Frenchie is tied "in the round," that is, the same when viewed from any angle and lacking a wingcase or definite topside, the Iron Lotus sports a wingcase on the top of the shank.

When I questioned him about why he would tie the fly upside down like this, he explained that the fly doesn't always hang precisely horizontal but rather at a bit of an angle, and tying the fly with the wingcase on the top of the shank shows it directly to the fish as the fly drifts. I think this guy may have fins.

Egan told me the only disadvantage he's seen using jig hooks was when fishing streamers, specifically in lakes, with a fast retrieve. Dead drifting or slow retrieves seem to get

regular hook-ups, but he notices a distinct drop-off in hook-ups when fast stripping the fly. Perhaps there's something to the upright angle of the hook eye that prohibits the fish from getting pinned on a fast retrieve, or perhaps Egan just has bad luck, but I'd bet he will have this puzzle figured out long before the rest of us even find the pieces.

Charlie Craven co-owns Charlie's Fly Box in Arvada, Colorado, and is the author of Charlie's Fly Box (Stackpole Books, 2011). He is also the featured tier in two new Fly Fisherman DVDs: Warmwater Fly Tying and Saltwater Fly Tying, available at [flyfisherman.com/store](http://flyfisherman.com/store).

## CASTING CAROLINAS 2020 EVENTS

### March 6-8: SC Coastal Retreat, Johns Island SC

(taking applications on [www.castingcarolinas.com](http://www.castingcarolinas.com) on Jan 1)

### April 3-5 Alumni Staff Retreat, Wildacres Retreat Center

(for women who've already attended a regular retreat-contact [Starr@castingcarolinas.com](mailto:Starr@castingcarolinas.com))

### May 22-24 NC Spring Retreat, Lake Logan Center

### October 9-11 NC Fall Retreat, Lake Logan Center

### October 24 Tie One On Tournament in Cherokee

Casting Carolinas is a free program for women cancer survivors. To apply for a future retreat or to volunteer to help out, sign up at [www.castingcarolinas.com](http://www.castingcarolinas.com).

## EAGLE ROCK CAMP RETREAT

The fly fishing training for veteran families will be held on Friday, April 17<sup>th</sup> at the YMCA camp in Boomer. The program will be in that afternoon from 1-5, but everyone is invited for lunch before the program. The chapter will provide all the gear, but bring along a few panfish flies if you can. If you will be able to attend, please contact us at [HkyNCTU@gmail.com](mailto:HkyNCTU@gmail.com).

## HELP A VETERAN

We recently received a request on our Facebook page. "Guys, a few months ago I sent a text to the chapter. About wanting to become more involved and active. I apologize for not following up on this. In the last two months I have gone through some health issues. As of new year's day I was diagnosed with lung cancer. I guess I am wondering if anyone would like to go fishing with an old disabled veteran with lung cancer. I don't really need any help doing anything. Just feel a little bit safer instead doing like use to do solo." If you would like to volunteer to help him out, please contact us at [HkyNCTU@gmail.com](mailto:HkyNCTU@gmail.com) and we will provide you with the contact information.

## RIVERCOURSE YOUTH CAMP 2020

Rivercourse is a high quality experience for boys and girls between the ages of 13 and 15. While fly fishing is the camp's primary activity focus, campers get to enjoy some other unique, often once-in-a-lifetime experience, like releasing a

raptor (like a hawk) and catching it when it returns, a campfire, outside games, visits with conservation officials, fish sampling and many others. During the week, sessions on a variety of topics are mixed into the day. Geology, fish and insect sampling, scientific and natural encounters; all things related to the things in the natural world around us and cultivating a better understanding of them and how precious they are. Camp this year will be June 21-26. For more information and to sign up, visit <https://www.rivercourse.org/>.

## FFMSA HALL OF FAME WEEKEND

April 17-18  
Bryson City, NC

Fly Fishing Museum of The Southern Appalachians Presents:

# 2020 LAGERS WITH LEGENDS

Come meet this year's Hall of Fame inductees  
along with the legends of previous years at our new location.

Join us for:

Live Music ~ Food ~ Raffles ~ Auctions

This is a Free event open to Everyone to raise  
funds for the Museum and Casting Carolinas.

April 17th, 2020  
7:00 pm – 10:00 pm

Mountain Layers Brewery Rooftop  
Downtown Bryson City, NC

This event will be filmed as part of an episode  
of Fly Rod Chronicles with Curtis Fleming.

**BRYSON CITY**  
North Carolina

A Friday, pre-event evening fundraiser: 'Lagers with Legends' at Mountain Layers Brewery, 90 Everett Street beginning at 7 pm. The event will honor the Hall of Fame inductees and raise funds for Casting Carolinas.

On Saturday, the Hall of Fame Induction Ceremony will be held at the Fryemont Inn in Bryson City with Museum supporters as well as the family and friends of our inductees in attendance. Fly anglers from across the southeast will celebrate the Fifth Annual Museum Hall of Fame Inductions. This year's inductees are:

Dave Whitlock – Recreation  
Jackie Greene – Ambassador  
Ryan Harman – Humanity  
Don Kirk – Communications  
Malcolm Leapheart – Conservation  
Davy Wotton - Crafts



With limited space, advanced reservations are essential and are currently being taken. The ticket price of \$40 per person includes admission to the induction ceremony, dinner, admission to the Fly Fishing Museum of the Southern Appalachians and the aquariums. Access the museum website: [www.flyfishingmuseum.org](http://www.flyfishingmuseum.org) to register and pay via PayPal or E-mail [info@greatsmokies.com](mailto:info@greatsmokies.com) or call 828-488-3681 to reserve your place.

All of these events will be filmed to be included in an episode of *Fly Rod Chronicles with Curtis Fleming*. He will be present along with past Legends.

## **JACKIE GREENE HONORED AS HALL OF FAME AMBASSADOR**



Our own chapter president, Jackie Greene has been elected to The Fly Fishing Museum of the Southern Appalachians Hall of Fame as an Ambassador. Jackie has dedicated herself full time and more to the museum, Casting Carolinas,

Women on the Fly, NC Rivercourse, several veterans programs, and several positions in Hickory TU including her current position as president.

Jackie will be inducted at the Hall of Fame Weekend ceremony on Saturday that is described above. We encourage you to try to attend the dinner to help her celebrate.

Congratulations, Jackie, with all of our best wishes and thanks for all you have done.

## **CHAPTER SURVEY**

Congratulations to Michael Pearson, the winner of the \$50 Olive Garden gift certificate for replying to our survey. And thank you to the 60 people who replied to the survey. The results are now with our officers and board to determine how we can better serve you through the results from the survey. If any of you have suggestions on how we may better serve you, you are always welcome to send them to us at [HkyNCTU@gmail.com](mailto:HkyNCTU@gmail.com).

## **COME VISIT OUR FACEBOOK PAGE**

I follow a dozen different fly fishing blogs and include many in the newsletter, but many of these articles are too long to include in the newsletter so get posted on our Facebook page. Recently I posted a blog on fly fishing for big bluegill. It turned out to be one of the most followed posts we've ever had. There are also posts on targeting fish in small streams, how to tie a Tenkara fly, and even a bit of humor thrown in. Please visit our page at: <https://www.facebook.com/nwctu/> and be sure to like and follow the page so you will be kept up to date on the latest posts.

## **CHAPTER WEBSITE**

This month we have started an informational page on entomology of trout insects. Please check it out at <http://www.hkynctu.org/helpful-links/entomology/>. If you know of other good sources of information on our bugs, please contact us so it can be included. Also, if you come across any other information we should include in the helpful links please send it to us at [HkyNCTU@gmail.com](mailto:HkyNCTU@gmail.com).

## **NEWSLETTER CONTRIBUTORS INVITED**

If you have a great day on the river, please send us a photo to share at [HkyNCTU@gmail.com](mailto:HkyNCTU@gmail.com)

If you have success on your trip, please share it with us.

## **HICKORY NC TU OFFICERS**

Jackie Greene... Pres	<a href="mailto:HkyNCTUpres@gmail.com">HkyNCTUpres@gmail.com</a>
Susan Anderson...Sec	<a href="mailto:HkyNCTUsec@gmail.com">HkyNCTUsec@gmail.com</a>
Gerry Johnson... Trea	<a href="mailto:HkyNCTUtreas@gmail.com">HkyNCTUtreas@gmail.com</a>
Chick Woodward...Editor	<a href="mailto:HkyNCTU@gmail.com">HkyNCTU@gmail.com</a>

## **BOARD OF DIRECTORS**

Steve Anderson	Accounting Review Exec
Gail Garrison	Programs
Gary Hogue	Past President
Lynn Marilla	Veteran's Services/Programs
Joel Miller	
Gary Schnick	
Cathy Starnes	Trout in the Classroom
Preston Herman	Five Rivers Club

## **ELIJAH TRIES EURO NYMPHING**



The old man sat in his rocker on the porch with a cup of coffee in his hands, a copy of Fly Fisherman magazine sitting on his knee. He stared out of the fields and thought about the article he had just read about Euro Nymphing and thought about the class that was going to be held at his next meeting in Trout Unlimited. "Seems like everyone is making a big deal of this. What is so wrong with drifting a dry fly or a nymph on a regular rod? Not sure why you need all this fancy gear now to catch fish. I have been doing it my way all of my life and have caught a lot of fish." He drank his coffee and gave it some more thought. They had furnished some leader material at a previous meeting to make a Euro Nymphing sighter leader that he brought home to try. "Well, I don't have a nymphing rod but I am sure I can do

it with my regular rod” he thought to himself. “It can’t make that much of a difference”. He finished his coffee and went to get the leader material out of his fly box. He tied up a sighter leader just as he was shown and put it in his old fly vest. He gathered up his equipment, waders, boots and net, made a sack lunch, filled his thermos with coffee, got in his truck and headed to the river. “Old Leroy is going to be in for a surprise today. That old brown will not put the slip on me today for sure.”

Elijah pulled into his usual parking area on the side of the road. Gathered his gear and headed stream side to his favorite spot that he fished all of the time. He was pretty much a creature of comfort in that he had a few select spots that he always fished and enjoyed. He used to fish the big waters when he was young and more agile, but now as age took over and he felt a bit more unstable at times, he fished more of the smaller sections now. He looked down over the stream and studied it a while, noticing where the fish were holding, the water levels and their movements. He sat down and pulled out the euro leader and attached it to his normal 3wt rod. After all, how much can a little bit of length in rod matter? He tied on some 7x tippet, a nymph that he has had success with in the past and made his way to the water. From there he stripped out some line and made a cast, letting the leader and line hit the water, he lifted the rod and followed it down stream. He watched a few fish head for it, turn and swim away, several times in a row this happened. He changed his fly and again cast it out and watched it drift and yielding the same results. Frustrated he tied on another fly, made a false cast and then another that resulted in catching a tree limb behind him. He waded to shore, tugged on the line, only to leave the fly nestled in the tree. He opened his box, tied on another nymph, waded back out, stripped some line out and began the backwards stroke, only to snag the same tree. With a grimacing look on his face he waded back, broke yet another fly off close to where he hung the last fly and pulled the line back. This time he broke off some of the tippet that resulted in sitting down on the shoreline and tying on another one. “What am I doing wrong he thought? I never have these issues.”



Now ole Leroy sat under his log watching the old man struggling left and right. Tying and retying and heading to shore several times to make adjustments to his line. He swam out to get a closer look to see what was going on. “I wonder what the old man is up to” thought Leroy. He never has this kind of issue when he is on the water. I have watched this old timer for many years and even ended up on the end of that pole but never have I seen him have this much trouble. Looks like we will be a bit lucky today.” Slowly he swam back to his log and waited for some food to come his way, not giving the old man another thought.

Elijah, sat stream side and had his lunch and stared helplessly at the water. He thought about the article and everything he had read about this new-fangled technique that everyone was talking about. He searched his mind for what he was doing wrong and could not figure it out. After lunch he decided he would give it one my try and with that he waded out again. This time he let out a little line and let it drift down stream some and then used a roll cast to avoid the trees. He let his line settle and lifted his arm upward just about the time that he felt a hit. He lifted more to set the hook, but by that time the fish was gone. Quickly he set out another roll cast followed by several more attempts, that only yielded the same results. Frustrated with the day and this new way of fishing he let out one more cast, let it drift down only to found a rock that cost him yet another fly. “That’s it” he said rather loudly. “I am done for the day. I do not know what is so special about this and why I am having so much trouble with it. I have watched that young whipper snapper Brandon Harrison do this several times and catch lots of fish. That is the only reason I even tried this. It can’t be that hard. Even an old timer like me ought to be able to figure this simple stuff out.”

Elijah waded out of the stream as Ole Leroy watched him leave. Leroy had never seen him leave this early and he had never seen the old man get skunked before. This was not like him at all. He was the one fisherman that all fish were scared of. “I guess he must not be feeling well” thought Leroy as he swam behind a rock. “See you next time old man.” Elijah loaded up his truck and headed home feeling the defeat of the day. “I guess this was not as easy as I thought. I suppose I will go to the next Trout Unlimited meeting and let the young man Brandon, teach this old dog a new trick. I have seen him fish this way and catch many a trout doing it to. Perhaps a few lessons never hurt anyone, especially if they know what they are doing.” With that, he headed home thinking about the next TU meeting and the hopes of learning something new from a younger man that new what he was doing.

*“On the Line with Charlie Walker”*