

Hickory NC Trout Unlimited

October 2018 Newsletter



Visit us on Facebook at [Hickory NC Trout Unlimited Chapter 032](#)

A LINE FROM THE PRESIDENT

First and foremost I would like to say thank you for welcoming me to this position. Needless to say, the shoes to fill are bigger than I wear. However, I have only heard positive things from current board members and they are ready to work to keep Hickory TU a strong and vibrant Chapter. Some really good news to share is that we have 2 new board members who have joined us, Bill Long and Doug Wells. Thank you both for stepping up and getting involved. Our board now meets on a quarterly schedule with a short 10-minute board meeting after our regular monthly meetings for pertinent information to be shared or voted on. If you are interested, just let one of us know.

Our focus for planning a more secure future for river conservation and the sport of fly fishing is nothing new, simply involve the kids. Likewise, our focus for our October meeting is to show you, our TU family exactly how we are doing that. We want not only YOU but our entire community to understand the difference we can make together in a child's life. I am truly excited about this meeting. I want you to take out your phone and mark your calendars right now for October 16th. And PLEASE mark it IMPORTANT, because it is. There is no better way to show a child how important they are than by involving them. Letting them have a say in the matter. So we have set out to do exactly that. They will be sharing with you their own experiences. You don't want to miss it. We may all learn something new through the eyes of a child.

We have a new meeting location this year. We will be DOWNSTAIRS at Market on Main at Main Street Cellar. Parking will be across the street at 325 1st. Ave. S.W. in downtown Hickory. Do not park at the liquor store, you will be towed. If you would like to join us for dinner a Cuban Buffet will be served for only \$10.00 including tea. A cash bar is available. If you are eating you will pay as you walk in the door. It will be helpful if you bring cash or a check. Long checkout lines and waiting for your waitress has been a problem in the past. This new method is to alleviate that. Remember, your families are welcome. This meeting will especially be interesting to middle age kids so if you have children or grandchildren you might want to bring them along. Dinner will be at 5:30, with our meeting time at 6:30. Again mark your calendar. This meeting location along with a \$10.00 buffet will be where we are for our 2018-2019, October through June meeting schedule. So while you

are marking your phone calendars just go ahead and add all of the months to it.

If it's been a while since you joined us, just know we want you back. We miss you! This newsletter is filled with tons of information so please take the time to read it through. There is information on several upcoming projects that you are not going to want to miss.

I just want to say a big Thank You to all of our board members who keep us going. You guys are the best. And to all of our members, we represent you! We need to know that you're with us.

It's a new year and a new season at Hickory TU. October is my favorite month of the year. The mountains are in a beautiful array of Gods paint pallet. The days are cooler and the nights have a chill in the air. Everything has an apple in it. The rivers are flowing full. The smell of campfires and cookouts abound. And all of that together means one thing....they just stocked! Slow down what you're doing and go FISH!!!

The tug is the drug,
Jacqueline Greene

NEXT MEETING

When: Tuesday, October 16th

Where: Market on Main Cellar

Across From 325 1st Street, Hickory

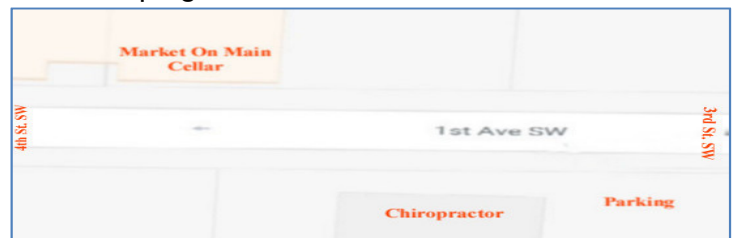
Time: 5:30 Buffet Dinner (\$10.00)

6:30 Program

7:40 Mini Board Meeting

Program: Trout in the Classroom and Rivercourse programs.

The students and teachers from our Trout in the Classroom and Rivercourse programs will be here to meet and honor. Joyce Shepherd from the Rivercourse Program will give us an overview and then each of the children who attended will let us know what it meant to them. Each of the teachers from our TIC program will be introduced and speak briefly about the program at their school.



You are receiving this newsletter either as a member or prospective member of the Hickory NC Chapter 032 of Trout Unlimited. If you do not wish to receive this newsletter, please respond by email to HkyNCTU@gmail.com and let us know.

November meeting—We have had several requests for a presentation on Tenkara fly fishing. We are fortunate to have a nationally renowned speaker on the topic, Jason Sparks, living right here in North Carolina.

December is a month off for the chapter to allow our members Christmas time with their families.

January meeting—Ever wonder how that fly rod your casting was constructed? Come to the meeting and find out.

QUOTE OF THE MONTH

“Oh, Sir, doubt not that angling is an art; is it not an art to deceive a trout with an artificial fly?”
Isaak Walton

DELAYED HARVEST OPENS

Delayed Harvest begins October 1 and will continue through the first Friday in June in 2019. The first stocking will take place on Wilson Creek and Elk Creek Tuesday the 2nd. For additional stocking dates, see our website Helpful Links page.



HICKORY NC TU LOGO GEAR

The Hickory Chapter has an account at Lands' End for clothing and other items with our logo. There are frequent discounts available that you can sign up for by going to <https://business.landsend.com/>. To access the account go to: <https://business.landsend.com/store/hkynctu/>

We also have a second option for logo gear that Zan's wife Peggy has set us up with. Check out the following website: www.companycasuals.com/hickorytrout/start.jsp

Tight Lines & Road Kill

By Dr. Joel Miller

The Barbs of Outrageous Fortune

Apologies to Bill S., but barbs may be right up there with slings and arrows. A barb, that second pointy part of the hook protruding backwards, is designed to keep fish from coming off the hook easily. Maybe, but by using proper technique keeping your rod high, it's been shown that you land nearly as many fish with no barb. More importantly, for those of us who love to catch fish but want them to survive our pleasure, having them come off easily once we've landed them is a real plus. With a barb we frequently avulse a big chunk of fish lip or whatever part we've managed to hook as we pull a hook. With the barb crimped, the hook slides out easily and produces much less trauma to those beautiful creatures. Research has shown much higher survival rates with no barb. Fish appreciate a crimped barb ... we should all do it EVERY time we tie on a fly!

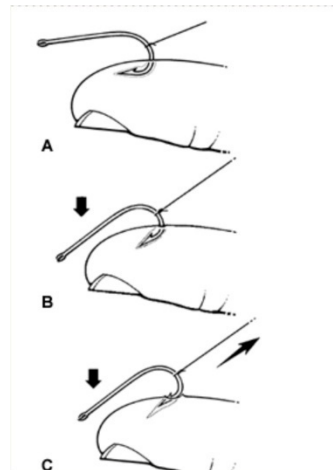
There is an even better reason we should crimp all our barbs: it is much easier to release an angler with minimal trauma! There are only two kinds of anglers: those who

have already hooked themselves at least once and those who will! We also commonly manage to hook the other folks we fish with. In those situations, you will welcome a crimped barb even more than the fish does.

I've managed to sink a barbed hook into the pad of my thumb tying on a fly. I really should crimp the barb as I put the hook in my vise to tie the fly, but I've not developed that habit yet. I crimp it after I tie the fly to my tippet. If you manage to sink a barbed hook into yourself, and it ain't hard, or you hook your fishing buddy with a not-so-well-placed cast, you need to know how to remove it.

I am often surprised by how many people still cling to the old method of removing a hook. That is to push the point completely through whatever tissue it's in, cut off the point and barb, and back the hook out. That method has unequivocally been shown to cause more damage than a newer, better way.

The current preferred method of removal is the "String-Yank Technique". It's really simple and damages less tissue since it brings the hook out through the same track it entered instead of plowing it further into undamaged tissue. Every angler should know the technique — if you fish long enough you'll need it.



- We all carry tippet. Snip off about 6 or 7 inches of your largest size ... you don't want it to break. Tie the ends together to form a loop from the entire piece. Tie a good square knot ... you don't want it to come loose either. Slip the loop over the hook until it rests in the bend. Find something to use as a "handle". Your forceps work well, so does a moderate sized stick. Place your "handle" in the loop away from the hook bend.
- Depress the eye of the hook. This allows the barb and point to come out the same path they entered. This may require using a thumb or another finger on the same hand if the hook is in your own hand.
- Keeping the eye depressed, yank (and I really mean yank) your "handle" **TEN TIMES HARDER THAN YOU THINK YOU NEED TO!** Why? Because if you don't succeed with your first pull,

you'll be hesitant to do it again. Be sure your first attempt is the only one you need!

I did this by myself when I hooked my own thumb. I've done it on other people. It works and it's really simple. More importantly, it has much less risk than the older technique of pushing the point through undamaged tissue.

Words of caution: if the hook is in an eye, eyelid, or other very fragile tissue, **DO NOT ATTEMPT TO REMOVE IT.** Go to a hospital ED or urgent care center to get trained medical attention. If you do successfully remove the hook and have some bleeding, direct pressure should stop it in a minute or two. If bleeding continues, seek medical attention.

Crimp your barbs! The fish will be happier, and if you manage to hook yourself, you will be too.

For a live demonstration see the following link.
<https://www.youtube.com/watch?v=KNvVououyp4&feature=youtu.be&t=17>

Joel Miller

Trout in the Classroom Egg Laying

On Thursday, September 27th bright and early, our Hickory Trout Unlimited TIC Chairman Cathy Starnes and President Jackie Greene headed for the trout hatchery in Morganton to pick up the eggs to begin the 2018/19 Trout in the Classroom program. The two continuing schools already had their aquariums set up and operating and an aquarium for the new school this year had been delivered and set up so they were ready to receive the eggs. In the previous few weeks the hatchery had "milked" the breeder fish and sterilized the rainbow trout eggs to prevent the introduction of new species into our rivers. On arrival, we received a bag of 125-150 eggs for each school and kept them in a cooler until they were delivered. The delivery of the eggs to begin the year is affectionately known as the "egg laying".



Trout in the Classroom (TIC) is an environmental education program in which students in grades k-12 . . .

- raise trout from eggs to fry.
- monitor tank water quality.
- engage in stream habitat study.
- learn to appreciate water resources.
- begin to foster a conservation ethic.
- grow to understand ecosystems.

On arrival at the schools, the teachers bring in a few of the students who are going to be responsible for raising the trout during the year, checking for chemical balance, and bacteria to assure the survival of the eggs



Cathy Starnes Talks To Students About the TIC Program

as they become fry and

then fingerlings and are finally released to a stream in the spring. Cathy and Jackie tell the students a little about the program and their responsibility and then have them raise their right hand and swear that they will do their best to take care of their responsibility. The bag of eggs is then placed in the tank to adjust temperature before finally being released into the tank.



Mr. Turner Points Out Egg Bag Acclimating in Tank Temperature

River Bend Middle School was our first TIC participant and is now starting its 3rd year in the program under the direction of Principal Chip Cathey and science teacher Stoney Turner. Mr. Turner has been instrumental in the program by designing some improvements to the tanks and instructions for the maintenance that he has shared with the newcomers to the program.

West Alexander Middle School joined the program in 2017, so is now beginning their second year under the direction of Principal Chad Maynor and science teacher Ryan Rowe. We are very fortunate to have Mr. Rowe in the program. This past year he was named 7th District Science Teacher Of The Year by the NC Association of Science



Mr. Rowe, Elijah Sills, Oliver Slager, Cassidy Lambert, Blair Flowers, Jackie Greene

Teachers. Mr. Rowe plans to set up a live streaming camera to watch the fish develop. Watch our website and Facebook page to know when it becomes

available. You may notice in the photo that there is a second tank below the primary one. This year he will be setting up that as a hydroponic tank with the flow directed through the fish tank. He hopes to achieve a better balance of the water purity and use fewer chemicals.

New to the program this year is Newton Conover Middle School under the direction of Principal Donna Heavner and science teacher John Gruber. We wish to welcome them and hope that they find the program as beneficial as have the other two schools.

Near the end of March in 2019, the Hickory Trout Unlimited Chapter will make arrangements with the Wildlife Resources Commission and a day and river will be assigned for release of the fingerlings.



Gerry Johnson, Casey Dollarhide, Cathy Starnes, Kirsten Setzer, Emma Smith, Jackie Greene, Ashton King, Stephen Washington, Mr. Gruber, Kade Heath

Hickory TU would like to thank the

Principals and science teachers for their commitment to this program. There is significant time and effort that they will need to contribute in the next year in order to have a successful release in the spring. With their efforts the students will grow up to have a better environmental consciencenous and commitment to keeping our rivers clean. You can follow this program on our Facebook page at <https://www.facebook.com/nwctu/> and on our website at www.hkynctu.org. If you would like your school to be included in the program you can contact Cathy Starnes at cathyjstarnes@gmail.com.

OCTOBER FLY PATTERNS

Reprinted from Carolina Sportsman magazine

Use large flies such as a No. 12-10 chartreuse, olive or black Woolly Booger, a No. 10 Bitch Creek or a No. 21-10 Girdle Bug. Ideal spawning conditions are when water temperatures are between 44 and 48 degrees, and spawning can start as early as September and continue through November, since not all browns spawn at the same time.

Suggested dry-flies for October and November are No. 20-18 Blue-Winged Olive, No. 16-14 Royal Wulff, No. 16-14 Orange Palmer, No. 16-14 Red Humpy, No. 16-14 Stimulator and No. 61-14 Autumn Dun.

Effective nymph patterns include the No. 10 Secret Weapon, No. 10 Shell Back, No. 12-8 Muddler Minnow and No. 10-8 Streamer.

For more information on fly hatches and patterns, visit our website helpful links page at <http://www.hkynctu.org/helpful-links/> and look for the NC Fly Hatch Chart.

NEWSLETTERS AND BLOGS

Each month I read dozens of blogs and newsletters that are available on the internet. A few of these make the newsletter and many more I find good enough to be shared on our Facebook page. I know there are a few of you old fogeys out there who still don't do Facebook. (I didn't myself until the job as Chapter Communications Chairman forced me into it.) There are really some good and interesting tips in these newsletters and also some very well written short stories. I try to pick the best and put them on our Chapter Facebook page, but for those of you who still don't want to get wrapped up in the social media world, here are some of the best I've found and the links for you to sign up and receive them. If any of you are subscribing to others you think are well done, please drop me an email about them at hkynctu@gmail.com.

Troutbitten

Very well written short stories.

<https://troutbitten.com/category/stories/>

Southern Trout Magazine Blog

A weekly blog with news of fly fishing in the southeast and if you haven't already, you should sign up for their monthly award-winning magazines.

<http://www.southerntrout.com/blog/>

Gink and Gasoline

Not only a great weekly newsletter, but an excellent website. Each week they publish several articles on both "how to" fly fishing tips and great short stories. Go to the website and click on the NEWSLETTER tab to sign up.

<http://www.ginkandgasoline.com/>

Hatch Magazine

Hatch magazine has some great blogs and also a great website with information on fishing tips, gear, and photography. I'm not sure how I got signed up as I can't find anywhere on their page to do it, perhaps because I'm already signed up.


<https://www.hatchmag.com/>

MidCurrent

MidCurrent publishes a weekly newsletter and also has a great website with a variety of information on fly fishing. You can subscribe to the newsletter on their home page.

<https://midcurrent.com/>

TIP OF THE MONTH CHOOSING THE RIGHT FLY TYING BEAD



*Choosing the Right Bead Head for flies is very important. The wrong sized bead will either not fit over the hook or will completely swallow the fly. There are many different types and sizes of Bead Heads for Fly Tying. Choosing the right one can be confusing and hard to do. Below is a guide on *How To Choose the Right Fly Tying Bead*.*

Fly Tying Bead Sizing

Fly Tying Beads are sized either in Millimeters or Inches. The right sized bead makes the fly perfectly proportional and easily fits around the bend of the hook. Below is a guide to choosing the right bead size. This guide is a general guide. Bead size can vary depending on the style of hook. Some curved hooks are more difficult to get a bead around the bend. You have to sometimes de-barb the hook in order for the bead to clear the bend. Fly Tying Beads fit a range of hooks. If you are not really sure of the style of hook and the bead, choose the bead that has the hook size right in the middle of the range. For example for a size 18



hook, a 5/64" bead has a range from 16, 18 or 20. #18 is right in the middle and a 5/64" bead is perfect for all size 18 hooks.

All Metal Beads have two different sized holes in the bead. The smaller hole is made to go against the eye of the hook. The larger hole faces backwards and lead wire can be wrapped around the hook and slid into this space. The larger space on the back of the bead aids in sliding the bead around the shank of the hook and makes it easier to put on. This is called counter sinking.

Fly Tying Bead Head Sizing Chart

- 1/16" or 1.5MM – Hook Sizes 20-24
- 5/64" or 2.0MM – Hook Sizes 16-20
- 3/32" or 2.4MM – Hook Sizes 14-18
- 7/64" or 2.8MM – Hook Sizes 12-16
- 1/8" or 3.2MM – Hook Sizes 10-14
- 5/32" or 4.0MM – Hook Sizes 8-12
- 3/16" or 4.5MM – Hook Sizes 6-10
- 1/4" or 5MM – Hook Sizes 4-8

Brass Beads



Brass Beads are the most common type of beads used for fly tying. Brass Beads are inexpensive, metal style beads. Brass Beads usually come in several different colors, both plated and painted. The most common are Gold, Silver, Black and Copper. Brass Beads have been the standard for many years and add a little bit of weight and flash to the fly. This is the style of bead that is used on most flies.

Tungsten Beads



Tungsten Beads are similar to brass beads in their appearance. In fact, they look exactly the same. The only difference is that Tungsten Beads are much heavier than brass beads, almost 3 times heavier (depending on the brand). This means less weight has to be used on the leader or tippet, giving the fly a much more natural drift and presentation. Tungsten is non toxic, harder and much denser than brass beads. Tungsten is also much more expensive, that is the only down side to Tungsten Beads.

Glass Beads

Glass Beads are great for midges and small flies. Glass Beads are available in TONS of colors. The most common used color is Clear. Clear Glass Beads imitate an air bubble on a fly and are often used on mayfly and midge emergers. The other great thing about glass beads is that they are very small. Glass Beads are the best beads for flies size 20 and smaller. Glass Beads are inexpensive and are available in hundreds of colors.

Faceted Beads



Faceted Beads are available in both Brass and Tungsten. Faceted Beads are not completely round, they have flat faceted around the entire bead. These facets add more material to the bead, compared to a standard round

bead. This makes faceted beads heavier than standard beads. These beads are great on stoneflies, Czech nymphs and streamers. Faceted beads are usually made in larger sizes, so they are normally used on larger flies.

Slotted cones/beads are for jig hooks. **Regular cones** are for your regular hooks...hope that helps.

FLY CASTING ESSENTIALS...

By Gary Hogue

Gary has been an outdoor educator for over 35 years working as a guide, outfitter and fly casting instructor for various groups including the YMCA, American Camping Association and Sierra Club. Locally, he has started Fish Tales an instructional program in fly casting and fly fishing.

Delayed Harvest Streams (black & white diamond) will be stocked and open to fall fly fishing in October. Many of us enjoy this time of year as the weather is cooler, fall colors are beautiful, and usually not as many fishermen to contend with especially as winter approaches. With that in mind I would like to remind you of several key tips to make your day more enjoyable. **The Cast:** Fly Casting combines two very distinct separate motions... a front cast and a back cast. What looks like one continuous motion is a combination of the two. Effective casting is more the result of good technique than muscle. Review Gammel's, Five Essentials of Fly Casting, (<https://thelimpcobra.com/2012/11/27/fly-casting-instruction-2/>) before you head out and PRACTICE your cast in the backyard rather than the stream.

The Rod: Most will agree that a 9' rod for a 5 weight line is the most common rod in the world for trout fishing. Well Balanced System: 5 Wt. Rod/Line... Leader Size 3x- fly sizes 10-14, 4x- fly sizes 12-16, 5x- fly sizes 14-18, 6x- fly sizes 16-22... these leader and tippet combinations will fish most all DH streams.

Reminders to help you land more fish: Nobody likes to lose a fish and we always ask what did I do wrong? Many problems occur just as the fly hits the water and the fish attempts to grab it. Some possible reasons are a bad knot, wrong size or type of hook for the fly, a dull hook, leader or tippet break, a poor set.

Fly fishing is a continuous learning experience and a simple formula for success is to show up prepared, practiced and fit, and you'll enjoy your time on the water.

Fish Tales... Gary

If you have an interest in becoming a better fly caster you can also find several books on the subject in the chapter library. Just go to <http://www.hkynctu.org/library/> and look under the INSTRUCTIONAL category.

IF MEMORY SERVES ME RIGHT

It had been almost 50 years since I had been to the Upper Peninsula of Michigan. I had grown up spending summers there and after that five years of college. I remembered the scenic beauty and some great fishing. With that in mind I arranged a trip for four of us to spend a week there fishing and sightseeing. Well, the beauty from 50 years before was still there and everyone enjoyed the trip, but the fishing was

not what I remembered. Jumbo River after a day two decent fish, although one was a beautiful wild brookie, black with brilliant spots; East Branch of the Ontonagon not a single fish; Sturgeon River one 5" rainbow; back to the Jumbo one very nice rainbow. Maybe the bright spot of the week, on that last day Gerry got a fish. No doubt everything changed after the movie *A River Runs Through It* came out.



As they say, sometimes you just can't go home again.



What was there fifty years ago isn't necessarily there today. But it was proved that there were trout in the U.P. The last day we took a side trip to Bond Falls and there below the bridge were several nice trout. The boys spent a half hour dropping pieces of stick and leaves trying to fool them into rising and a few times succeeded. Boys will be boys.

CHAPTER LIBRARY

We have created a Hickory Chapter library of fly fishing books. The listing is available on the Chapter website at <http://www.hkynctu.org/library/>. You will make your withdrawal request on the website and then pick up and return your books at the Chapter meetings. We will initially start with book donations from our members and if the activity warrants it we may purchase additional books. Susan Anderson has graciously agreed to serve as our Chapter Librarian. If you have any books that you would like to lend or donate to the library, please bring them to the chapter meeting. Please indicate in the book whether you are donating or loaning it to the library.

OLIVE THE WOOLLY BUGGER

I've often spoken of the payback from teaching your child to fly fish, generally in reference to helping the old man on the stream. But the younger you interest your child in fly fishing, the more payback you are going to get. Of course, the mere fact of sharing the experience with your child is payback in itself, but all too many people miss out on a lot of fishing while raising the family due to other priorities. If you teach your child to fish, that will make it one of the priorities. Your spouse may have something other in mind than you going fishing, but if your child is begging to go fishing, any parent is much more likely to give in and let you get out on the river.

A great way to get that child interested early in life is to help them learn what fly fishing is all about. A great way to do that is to read them fly fishing stories. *Olive the Woolly Bugger* will help you do just that. This book is the first in a series of four. Unfortunately there have been some publisher problems, so it may be difficult to find, but if you search the internet or work through your local library, you

should be able to get it. Here is a review of the first book in the series:

[Olive the Little Woolly Bugger](#)

Reviewed by MyShelf.com

"Author / illustrator Kirk Werner loves fly fishing, so it's no wonder he wrote and illustrated two {four} picture books for children about the sport. *Olive The Little Woolly Bugger* is the first of those books. It tells the story of...

...an artificial lure, or fly, called a woolly bugger that is used in fly fishing. The lure, named Olive, goes to summer camp to learn about fly fishing and how to be a great fishing fly. There she meets a lot of different flies that all have different abilities. She also meets the snooty, brightly-colored, dry flies who think they are better than the more plain flies like Olive. Not only does Olive have to pass all sorts of tests to graduate, but she also hopes to have a chance to be selected to be in the Big Fly Box.

Readers feel Olive's nervousness as she struggles through her tests. We also feel bad for her when she is teased, but smile when she finds friends in some of the other flies. We also cheer when Olive triumphs.

The story is a delight and clearly explains what fishing flies are and how they are used for different kinds of fishing. The illustrations are amusing while capturing the personalities of the different flies.

Werner is commended for creating a great book for children to learn about fly fishing. I learned a lot and I know young fisherpeople will also. Readers should note that the Foreword in Werner's book is by young Tyler Befus, a nine-year-old junior fly fishing champion who has written a book about the sport himself. Also, Werner adds a page of photographs in the back of the book to show children what the real fishing flies look like and what they are called.

Olive The Little Woolly Bugger is a fun story with great illustrations.

FLY FISHING MERIT BADGE

We were approached by Boy Scout Troop #275 in Bethlehem with a request to assist them with the fly fishing merit badge. We have agreed and the schedule for the program is as follows:

- October 18th. Introduction to Fly Fishing Equipment and Safety
- November 8th. Knot Tying
- November 15th. Fly Tying
- November 29th. Casting Lessons
- Saturday, December 8th. At Betsy's on Wilson Creek - Actual Fishing cleaning and cooking the fish.

The meetings will on Thursdays at 6:30 at the Mt. Pisgah Church location at 9379 NC-127 in Taylorsville.

If you are able to help with this, please let us know.

EAGLE ROCK CAMP

Eagle Rock Camp has two retreats scheduled for this fall. The first will be held at YMCA Camp Harrison in Boomer the week of October 21 and the second will be at YMCA Camp Weaver in Greensboro the week of November 11. We will need volunteers to teach fly fishing for both events, the first on Thursday, October 25 and the second on Wednesday, November 14. If you are able to help, please send an email to HkyNCTU@gmail.com.

CASTING CAROLINAS

FALL RETREAT. Casting Carolinas is now taking applications for our October 5-7 retreat at Lake Logan Center. Open to and *entirely free* for women surviving cancer in the Carolinas (with a few spots for those outside the region). Make initial application at:

www.castingcarolinas.com.

TOURNAMENT. Come Tie One On with us! October 27 in Cherokee. We're filling up fast! in Pro, Amateur and Alum Divisions

Register: <https://castingcarolinas.com/tournament/>

More info: Contact Tournament Director Josh Garriss: josh@castingcarolinas.com

VOLUNTEER. Volunteers are always needed and appreciated. To sign up to help with their programs:

<https://castingcarolinas.com/community/volunteer/>

FLY TYING GUILD OF THE SOUTHERN APPALACHIANS

An organization of fly tyers has been formed through the Fly Fishing Museum in Bryson City. The organization's mission is to *"Promote the craft of fly tying and assure the advancement of individual fly tying skills within the fly tying and angling community."* The goals of the organization are to : support new fly tyers, provide demonstrations for events, preserve the history of Southern Appalachian flies, and much more. For more information visit their website at <https://flytyersguild.org/>.

FLY FISHING EXPO IN ASHEVILLE

The Western North Carolina Fly Fishing Expo will be celebrating its 10th Anniversary with an exhibition the weekend of November 30th and December 1st. The event will be at the Agricultural Fair Center at 1301 Fanning Bridge Rd, Fletcher, NC.

We are the largest gathering of fly fishing businesses, organizations and anglers in North Carolina. We have 50-70 vendors and 700-1,000 attendees annually. The event is designed to be a great resource for everyone from first time fly fishers to seasoned experts. You can learn to fly fish from certified instructors, try out tons of gear on the indoor casting pond and get great deals on gear from many fly shops, guide services and manufacturers. Between 50 and 70 \$50 value door prizes will be given out by vendors and they all bring lots of great freebees.

Youngsters under 18 are free and \$15 gets adults a ticket good for both days. BBQ lunch and dinner are always a hit and wine and beers of all kinds are offered by Casting Carolinas.

Both days are covered up with professional presenters in each of the 2 speakers tents, on the indoor casting pond and in many individual booths. Topics covered range from beginners lessons, casting instruction and "fixes" by certified instructors, technical advances in gear and technique and destination fly fishing trips of a lifetime. The amount and level of instruction available at the Expo is a huge value for the \$15 ticket price. And it's a damn good time.

CHAPTER WEBSITE

Recently we were approached by the Boy Scouts to assist with the Fly Fishing Merit Badge. There are several requirements such as fly casting, safety, and knot tying. Our website is being expanded to include videos to support education for the merit badge. If you go to the Helpful Links page <http://www.hkynctu.org/helpful-links/> you will now find sub pages with videos for knot tying, casting, and safety that are not only important for the scouts, but are worth all of us watching. The videos on wading safety are especially worth watching and after over 50 years of wading, I learned a few tricks. For instance, what do you do if the current traps you against a log? Check back from time to time as we will continue to expand the links.

NEWSLETTER CONTRIBUTORS INVITED

I'm sure many of you will be taking trips to Montana, Alaska, or many other places this year. Take some great photos, put some words to it and submit it to the newsletter. You're adventure may inspire others to start planning their own trip for next year. Send it to us at HkyNCTU@gmail.com for consideration of publication.



THE HICKORY CHAPTER NEEDS YOU

The revived Hickory Chapter has now been back in existence for almost three years. Many terms on the board of directors are retiring soon and we need new members to step up and help continue our programs to keep the chapter going. If you would like to help out as either an officer of volunteer, please contact

President Jackie Greene at HkyNCTUpres@gmail.com.

HICKORY NC TU OFFICERS

Jackie Greene... Pres HkyNCTUveep@gmail.com
VP Position Open
Holly Cole...Sec HkyNCTUsec@gmail.com
Gerry Johnson... Trea HkyNCTUtreas@gmail.com
Chick Woodward...Editor HkyNCTU@gmail.com

BOARD OF DIRECTORS

Steve Anderson
Gail Garrison
Joe Giovannini
David Jones
Bill Long
Lynn Marilla
Joel Miller
Skip Pearce
Cathy Starnes
Doug Wells

Accounting Review Exec
Programs


Veteran's Services

Veteran's Services/Programs

Trout in the Classroom

PLEASE SUPPORT OUR SPONSORS

Special thanks to David Hise for his support of our chapter.



www.castersonlineflyshop.com

David Hise
Owner/Manager

828.304.2400
casters@castersflyshop.com

2427 North Center St.
Hickory, NC 28601



Zan Thompson, LLC

478-284-1224 ■ zan@zanthompson.com

PO Box 3402, Hickory, North Carolina 28603



WILLIAM M. KOPP, D.M.D., P.A.
PRACTICE LIMITED TO ENDODONTICS

935 FOURTH STREET DRIVE, N.E.
HICKORY, NORTH CAROLINA 28601

TELEPHONE (828) 322-8710
1-800-548-4756
FAX (828) 323-8381

The UPS Store 
Print & Business Services

Jason Brown
Owner

2425 N Center St
Hickory, NC 28601

828.322.9005 Tel
828.322.1281 Fax
print0455@theupsstore.com
theupsstorelocal.com/0455

Hours:
M-F 08:00 AM-06:00 PM
Sat 09:00 AM-05:00 PM
Sun Closed

Please mark your calendar to join us at Wilson Creek on Saturday, November 3 to celebrate the anniversary of the Wild and Scenic Rivers Act that has made the creek such a great asset for us. The event will include a morning of service events and an afternoon with food trucks, and events like fly tying, casting lessons, and more that are still in the planning stage. As the event develops we will be looking for volunteers to help us with the festivities, so please keep watching the newsletter, our Facebook page, and our website for how you can help us with the celebration. We also need to determine the attendance, so please visit our website at <https://www.facebook.com/nwctu/> and let us know on the event posting if you plan to attend.

CELEBRATE WILSON CREEK!

Join us at Wilson Creek for a FREE celebration of the
50th anniversary of the Wild and Scenic Rivers Act



Saturday, November 3, 2018

9am – 4pm

Wilson Creek Visitor’s Center

7805 Brown Mountain Beach Road, Collettsville, N.C.

<p style="text-align: center;">River Stewardship: 9am to Noon</p> <ul style="list-style-type: none"> Knotweed control Trail work Trash removal 	<p style="text-align: center;">River Festival: Noon to 4pm</p> <ul style="list-style-type: none"> Exhibitor Tables Fly-tying and fly-fishing workshops Live music and food vendors Speakers and presentations (3 pm)
--	---

