


Hickory NC Trout Unlimited

January 2017 Newsletter



Visit us on Facebook at [Hickory NC Trout Unlimited Chapter 032](#)



MESSAGE FROM THE PRESIDENT

Wishing you a Happy New Year and that those fishing trips in your dreams will come true in 2017. Your TU chapter has planned a year full of activities and programs that will help you become a better fly fisherman and programs that will help us all learn how to protect, restore, and reconnect our coldwater fisheries.

The following are new Board members who bring new ideas and direction to our chapter: Holly Cole, Gerry Johnson, Steve Anderson, Gail Garrison, David Jones, Eddie Madden and Zan Thompson. We appreciate your support of Trout Unlimited.

Chick Woodward and I had an opportunity to visit the Trout in the Classroom program at River Bend Middle School to see the growth of the trout eggs that started in September. They are now fingerlings and rising to take food... the trout growth cycle is amazing to see. Visit the classroom if you can before they are released in March or April.

Looking forward to seeing you and your friends at the meetings and your involvement in TU activities this year.

.....Fish Tales... Gary

JANUARY MEETING

When: Tuesday, January 17

Where: Elks Lodge in Downtown Hickory
356 Main Avenue NW

Program:

6:00 – 6:15 Meet and Greet/ Raffle Ticket Sales

6:15 - 6:30 Brief Announcements

6:30 - 7:45 Guest speaker/ Program... Q&A

7:45 - 8:00 Raffle/Door Prizes... Conclusion

Topic: 5 Essentials of Fly Casting

Speaker: Gary Hogue

Program: The program is full of information on how to improve your fly casting by learning the 5 essentials that are necessary for you to catch more trout this year. Also, the program will help everyone's frustration on the water by learning new casts that will keep you out of the trees.

FUTURE MEETINGS

We are beginning plans for meetings in 2017. If you have a topic you would like to have presented or if you have a topic you would like to present, please contact us.



HICKORY NC TU LOGO GEAR

The Hickory Chapter now has an account at **Lands' End** for clothing and other items with our logo. There are frequent discounts available you can sign up for by going to <https://business.landsend.com/> and signing up. To access the account go to:

<https://business.landsend.com/store/hkynctu/>

Our thanks to Bill Kopp for working with **Lands' End** to set up our account and get the logo approved.

QUOTE OF THE MONTH



“Trout still bite in the winter and some days you’re the only one on the river to catch them.”

.....Chick Woodward

TROUT IN THE CLASSROOM

As President Gary Hogue mentioned in his opening news, we had the opportunity this month to visit River Bend Middle School to get an update on the Trout in the Classroom program they have going there. We met with principal Chip Cathey and he walked us down to the lab. Along the way were NCWRC trout stream designation signs to lead us.



I must say I was very impressed with their achievements. I have just enough background in sciences that when science teacher Stoney Turner started discussing his problems of keeping the pH of the tank balanced and diatom growth in check I could realize just how fortunate we are to have someone with his knowledge in charge of the program. Through his efforts and the support of his students they have



Teacher Stoney Turner with students Faith, Amber, and Jasmine

hatched 70-80 (ever try to count fish in a tank?) brook trout from the 163 eggs they started with. We were told this is much higher than normal.

Mr. Turner said that a lot of the credit went to the students that had taken a sincere interest in the program and Principal Cathey had the girls called down to the lab to meet us. Thinking back on my school days, I felt a pang of sympathy for how the girls felt when they were summoned to see the principal, but they came into the room with smiles on their faces. They should all feel very proud of the work they have been doing.

The fish are about 2” long today, but are expected to reach about 4” before they are released at South Mountains State Park in March. By that time, the tank is going to become quite crowded and it will take all of the talents of the River Bend Middle School team to keep in clean and chemically balanced. I’m sure they have the skills to complete the program successfully.

HICKORY HIGH FLY FISHING CLUB

Please welcome the Hickory High School Fly Fishing Club and visit their very impressive website at:

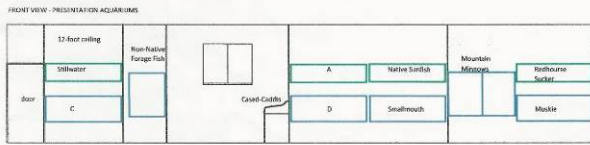
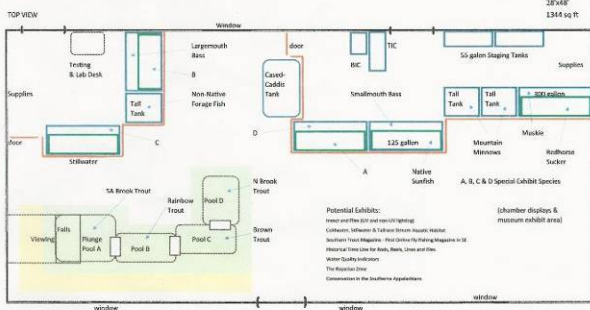
www.hhsflyfishingclub.com

The club is teaching fly casting and fly tying to its members, but is drastically short of equipment. If you have fly fishing or fly tying equipment and supplies that you can donate to the club, please contact Lisa Barron at hhsflyfishingclub@gmail.com or bring them to the January meeting and we will see that they get them.

FLY FISHING MUSEUM OF THE SOUTHERN APPALACIANS

Is it a little too cold for you to head out to the river and catch a few trout? Then head over to the fly fishing museum in Bryson City, about a 2 hour drive from Hickory. The museum is open Monday thru Friday from 9AM to 5PM. Admission is free, but donations are appreciated.

In the short time it has been open the museum has filled the display cases and is now developing plans for a 1200 square foot expansion. Plans for the expansion include viewing tanks for native species of game fish and insects they feed on.



We are fund raising for several future exhibits and Phase II, the Aquariums and the Trout in the Classroom Regional Center. Exhibits will focus on species of game fish and forage fish of the Southern Appalachians.

Mountain Stream System	\$25,000 pending donation
Presentative Fish Tanks	\$15,000
Filtration Systems	\$10,000
Cased Caddis Exhibit	\$ 8,000
Negative HVAC (control moisture)	\$18,000
Construction Materials	\$12,000
Labor	\$10,000
TOTAL	\$95,000-GOAL

Our goal is to raise \$95,000 for Phase II, the Aquariums and expanded exhibit area.

The Aquarium room will support local and regional Trout in the Classroom programs, be a Field Trip destination for local and regional school science programs as well as a wonderful exhibit of our previous Southern Brook Trout.

eggs into larva. The larvae may swim free for a time or



burrow in the mud, but eventually wrap themselves in a case of stones, sticks, or pieces of vegetation. On Nymph Lake in Rocky Mountain National Park

in Colorado I saw what looked like small aspen leaves crawling all over the bottom. It was caddis larvae that had attached the leaves to their backs for concealment. While the larvae are encased or in the mud, they often are released by



currents or other disturbance in the water so that the trout recognize them as a food source. Dave Hise at Casters Fly shop recommends the Rhyacophila to imitate the larva state.



Tactical OE Rhyacophila Larva

The caddis generally lives for a 12 month life cycle hatching about the same time each year. When

the larvae are full grown they change into pupae while still inside their cases for their metamorphosis. They remain as pupae for 2-3 weeks and then emerge as adults. Dave's recommendation for the pupa is a soft hackle partridge in olive or tan.



T.H. Soft Hackle Caddis Pupa

Most species rise to the surface and struggle through. They usually take flight quickly once they're out of the water, but slow species first struggle and drift long distances half-submerged as they wriggle free from their pupal shucks. This is a time when the fly is most vulnerable. The adult has two wings that fold back over the body like a tent. Adult

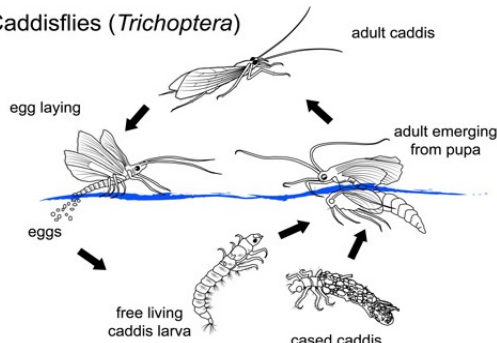


caddis come in tan through black colors. Keep a few of each to match the hatch. To mimic this stage, Dave recommends the black x caddis. This represents the fly emerging from the shuck. This is a great fly to have on tap in late winter. Not only do caddis hatch on warm days, but black stoneflies do as well and this fly will match either.



Black X Caddis

Caddisflies (Trichoptera)



here in our streams. No tackle box would be complete without an elk hair caddis. The hares ear and pheasant tail represent the caddis as well as mayfly and stonefly larvae. The life cycle begins with the hatching of the

<p>North Georgia and Southwestern North Carolina Hatch Chart</p> <p>Presented by Members of TU 692</p> <p>January No Hatch</p>

February

<u>Insect</u>	<u>Time of Month</u>	<u>Time of Day</u>	<u>Suggested Fly</u>
Small Dun Caddis	Late	Late AM to Mid PM	18 Elk or Deer-Hair Caddis (Dark Dun or Black) 16-18 Bead Head Gray Caddis 14-20 Glen's "BLT"

Black Caddis	Mid to Late	Mid to Late	14 Red Head 14 Iris Caddis 14 Tom's Comprehensive

March

<u>Insect</u>	<u>Time of Month</u>	<u>Time of Day</u>	<u>Suggested Fly</u>
Small Dun Caddis	All Month	Early AM to Late PM	18 Elk or Deer-Hair Caddis (Dark Dun or Black) 16-18 Bead Head Gray Caddis 14-20 Glen's "BLT"

Black Caddis	Early to Mid	All Day	14 Red Head 14 Iris Caddis 14 Tom's Comprehensive

April

<u>Insect</u>	<u>Time of Month</u>	<u>Time of Day</u>	<u>Suggested Fly</u>
Gray-Brown & Green Caddis	All Month	Late PM	14-16 Dark Elk Hair Caddis with Green Egg Sack 14-16 Dun & Green Caddis Pupa

Small Dun Caddis	All Month	Late AM to Mid PM	16-18 Gray Elk or Deer Hair Caddis 16-18 Gray Caddis Pupa 14-20 Glen's "BLT"
Speckled Gray Caddis	Late	Mid to Late PM	12-14 Dark Elk or Deer Hair Caddis

May

<u>Insect</u>	<u>Time of Month</u>	<u>Time of Day</u>	<u>Suggested Fly</u>
Gray-Brown & Green Caddis	All Month	Late PM	14-16 Dark Elk Hair Caddis with Green Egg Sack 14-16 Dun & Green Caddis Pupa

Small Dun Caddis	All Month	Late AM to Mid PM	16-18 Gray Elk or Deer Hair Caddis 16-18 Gray Caddis Pupa
Speckled Gray Caddis	All Month	Mid to Late PM	12-14 Dark Elk or Deer Hair Caddis

June

<u>Insect</u>	<u>Time of Month</u>	<u>Time of Day</u>	<u>Suggested Fly</u>
Gray-Brown & Green Caddis	All Month	Late PM	14-16 Dark Elk Hair Caddis with Green Egg Sack 14-16 Dun & Green Caddis Pupa

Speckled Gray-Brown Caddis	Early	Late PM	14-16 Dark Elk Hair Caddis with Yellow-Brown 14-16 Dun & Yellow Caddis Pupa

Small Dun Caddis	All Month	Mid AM	16-18 Brown Elk or Deer Hair Caddis
			16-18 Gray Caddis Pupa
July			
<u>Insect</u>	<u>Time of Month</u>	<u>Time of Day</u>	<u>Suggested Fly</u>
Small Dun Caddis	All Month	Mid AM	16-18 Brown Elk or Deer Hair Caddis
			16-18 Gray Caddis Pupa
August			
<u>Insect</u>	<u>Time of Month</u>	<u>Time of Day</u>	<u>Suggested Fly</u>
Small Dun Caddis	All Month	Mid AM	16-18 Brown Elk or Deer Hair Caddis
			16-18 Gray Caddis Pupa
September			
<u>Insect</u>	<u>Time of Month</u>	<u>Time of Day</u>	<u>Suggested Fly</u>
Speckled Gray-Brown Caddis	Late	Late PM	14-16 Dark Elk Hair Caddis
			w/Yellow-Brown
Large October Caddis	Late	Early AM and Late PM	8-10 Ginger Caddis Pupa
			8-10 Ginger Elk Hair Caddis
			10-12 October Caddis Emerger
			12-16 CDC October Caddis
Small Dun Caddis	All Month	Mid AM	16-18 Brown Elk or Deer Hair Caddis

			16-18 Gray Caddis Pupa
October			
<u>Insect</u>	<u>Time of Month</u>	<u>Time of Day</u>	<u>Suggested Fly</u>
Small Dun Caddis	All Month	Mid AM to Late PM	18 Brown Elk or Deer Hair Caddis
			18 Gray Caddis Pupa
Speckled Gray-Brown Caddis	All Month	Late PM	14-16 Dark Elk Hair Caddis
			w/Yellow-Brown
			14-16 Dun & Yellow Caddis Pupa
Large October Caddis*	All Month	Early AM and Late PM	8-10 Ginger Elk Hair Caddis
			12-14 Ginger Stimulator
			8-10 Ginger Caddis Pupa
			10-12 October Caddis Emerger
			12-16 CDC October Caddis
November			
<u>Insect</u>	<u>Time of Month</u>	<u>Time of Day</u>	<u>Suggested Fly</u>
Small Dun Caddis	Early	Mid AM to Late PM	18 Brown Elk or Deer Hair Caddis
December No Hatch			

Additional reading on caddis flies:

<http://www.flyfishingnc.com/fly-bugs/entomology/caddisfly-entomology>

<http://www.troutnut.com/hatch/12/Insect-Trichoptera-Caddisflies>

<http://chamisa.freeshell.org/caddis.htm>

https://www.jstor.org/stable/40664893?seq=1#page_scan_tab_contents

WINTER TACTICS

The following was taken from an article titled "A Trout Fly For Every Season" in the December 26, 2006 issue of *Carolina Sportsman*.

<http://www.northcarolinaspportsman.com/>

January-February - As far as weather goes, these are the two roughest months of the year, a time when we get the most cold weather, snow and ice.

Trout don't move around much, nor do they feed often, especially when temperatures are at the freezing or below freezing level. Look for trout in deep pools and get nymphs down deep by adding extra weight and bump them along the bottom.

Good patterns for top water are No. 16 Dark Caddis, No. 14 Black Stone, No. 16 Blue-Winged Olive, No. 20-18 olive Midge, No. 16-14 male Adams and No. 14-12 Quill Gordon. For nymph fishing, go with a No. 10 Dark Stone, No. 10 My Pet, No. 14-12 Pheasant Tail, No. 14-10 Hare's Ear and No. 12-10 Prince.

TU WOMEN'S INITIATIVE

The Hickory Chapter TU women met at El Paso for dinner on December 8th to socialize with one another and to plan activities for the upcoming year. Since there is such a varied degree of experience with fly fishing, educational opportunities continue to rank high as well as planning some local and overnight fishing trips. Several expressed interest in attending the Atlanta Fly Fishing Show the first weekend in February and should contact Jackie Greene at hkynctuwomen@gmail.com if interested in going.

All women are encouraged to get more involved in supporting our local TU Chapter by serving on one of many committees.

Time is a River by Mary Alice Monroe

Holly Cole provided us with this beautiful excerpt from a book she has recently read. The main character who is from Charleston has breast cancer and went through Casting for Recovery (this was before Casting Carolinas) but ends up in a cabin in the mountains after splitting with her husband and takes up fly fishing. Starr Nolan is mentioned in the book: Time is a River by Mary Alice Monroe.

Excerpt from her book- *Slow down. Get comfortable in the water. When you come to the river, don't jump right in and start tying flies and casting like a drummer with a tom-tom. Most anglers learn straightaway how to read the water. My father, however, taught me to listen to the river. Especially in the spring when the waters are swollen with high expectations and fractured light sparkles through greening leaves. Take a moment to look in the early*

morning mist that curls from the water like smoke and you will see countless butterflies fluttering. Along the graveled banks, the rocks and wild grass harbor telltale insects, and just beyond, the bright reds and yellows of wild flowers color the landscape. Elusive gray shadows swim upstream, barely visible against the patter of the river rock.

Stand a moment longer and listen to the music of the water. Breathe deep and soon you will catch its rhythm and your blood will pump its heady beat. As your body hums, your mind releases the nagging worries you carried with you to the river—thoughts of business and family and work and future slowly drain from you to be picked up in the current and dragged away. You now feel lighter, freer. You are the river. Now you are ready to connect with the fish.

For information about the TU Women's Initiative, contact Jackie Green at hkynctuwomen@gmail.com.

LEGENDS OF THE FLY

On February 3rd 2017 at The Fly Fishing Show in Atlanta, Georgia, a ceremony will be held to officially induct six grandfathered in anglers and announce six additional inductees chosen by online balloting. You can vote on the additional six (including several NC fly fishermen) at:

<http://www.southerntrout.com/hall-of-fame/>

NCWRC Boy Scout Fly-Fishing Merit Badge Clinic

For active Boy Scouts 11 years and older, the Pechmann Center is offering a 2-day Fly-Fishing Merit Badge Clinic on April 1 and 2. Among the topics that will be covered are fly tying, knots, fly-casting, fish identification, first aid, fishing regulations, cleaning and cooking catch. Overnight camping is available for scouts. Troops wishing to camp should arrive at the Pechmann Center no later than 8:30 p.m., on March 31.

Interested Scoutmasters should contact Pechmann Center Director Tom Carpenter to register their scouts. The 2-day Fly-Fishing Merit Badge Clinic is limited to 30 scouts with a maximum of 10 scouts from each troop.

CHAPTER WEBSITE

The Hickory NC TU Chapter website is now up and running. It's still under development, but we would love to have you take a look and give us any input on how we can make it better for you. Visit www.HkyNCTU.org. Our thanks to Clay Ford for his efforts in the development of the site. If you have suggestions for improving our we improving our website, please contact Clay at HkyNCTUveep@gmail.com

SPONSORS INVITED

As part of our fundraising, we invite you to post an advertisement in our monthly newsletters and on our section website. The newsletter is sent to over 300 people in the Hickory metro area. For \$100, we will post your business card on both locations for twelve months. Please send your business card and a check for \$100 to:

Hickory NC Trout Unlimited
PO Box 9401
Hickory, NC 28603

For more information, please contact us at HkyNCTU@gmail.com.

Our thanks to Zan Thompson who signed up this month. If you are looking for watercolor art, please see his card listed below.

NEWSLETTER CONTRIBUTORS INVITED

Got a great photo or story from a recent fly fishing trip, a new product you think others would love, or any stories to share with other members? We'd love to hear from you and publish you in the next newsletter. Send it to us at HkyNCTU@gmail.com for consideration of publication.

HICKORY NC TU OFFICERS

Gary Hogue... Pres

HkyNCTUpres@gmail.com

Clay Ford... VP

HkyNCTUveep@gmail.com

Holly Cole

HkyNCTUsec@gmail.com

Skip Pearce... Sec/Trea

Gerry Johnson (asst)

HkyNCTUtreas@gmail.com

Chick Woodward...Newsletter

HkyNCTU@gmail.com

Board of Directors

Steve Anderson

Bill Elliott

Conservation

Gail Garrison

Joe Giovannini

Jackie Greene

Women's Initiative

David Jones

Veteran's Services

Bryant Kirkland

Eddie Madden

Joel Miller

Steve Mull

Cathy Starnes

Trout in the Classroom

Zan Thompson

Conservation

PLEASE SUPPORT OUR SPONSORS

Special thanks to David Hise for his support of our chapter.



www.castersonlineflyshop.com

David Hise
Owner/Manager


828.304.2400
casters@castersflyshop.com

2427 North Center St.
Hickory, NC 28601

WILLIAM M. KOPP, D.M.D., P.A.
PRACTICE LIMITED TO ENDOODONTICS

935 FOURTH STREET DRIVE, N.E.
HICKORY, NORTH CAROLINA 28601

TELEPHONE (828) 322-8710
1-800-548-4756
FAX (828) 323-8381



Zan Thompson, LLC

478-284-1224 ■ zan@zanthompson.com

PO Box 3402, Hickory, North Carolina 28603



